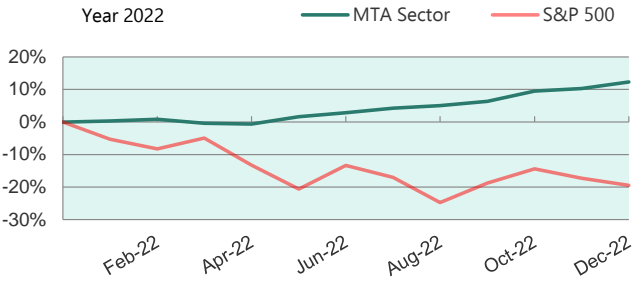


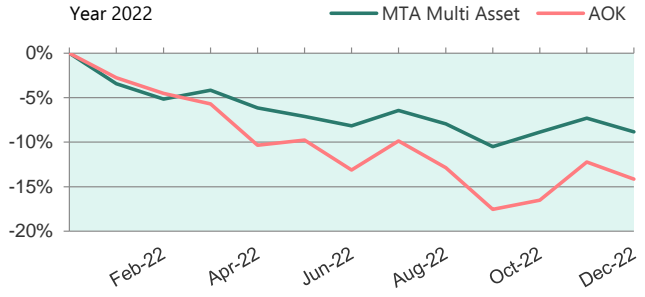
MTA Sector



2021	2022	Since Inception
0.89%	12.31%	13.31%

Inception: February 2021

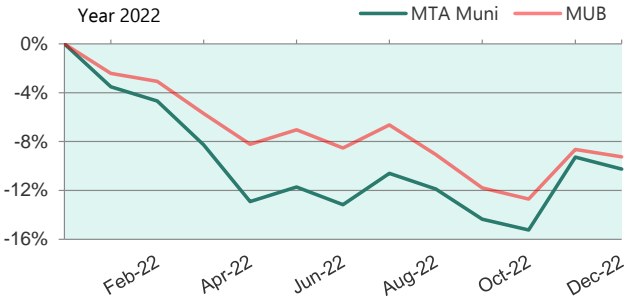
MTA Multi Asset



2018	2019	2020	2021	2022	Since Inception
-3.87%	5.71%	8.62%	8.33%	-8.83%	27.15%

Inception: January 2017

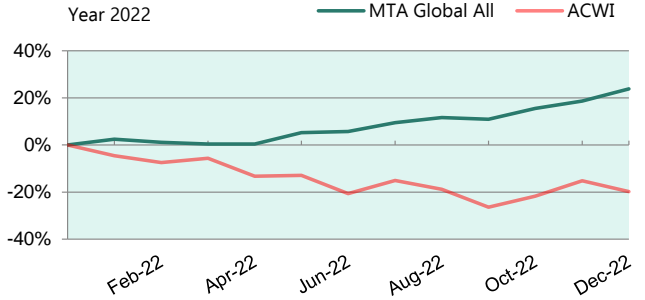
MTA Muni



2018	2019	2020	2021	2022	Since Inception
-0.68%	8.23%	-5.60%	2.85%	-10.26%	0.44%

Inception: January 2016

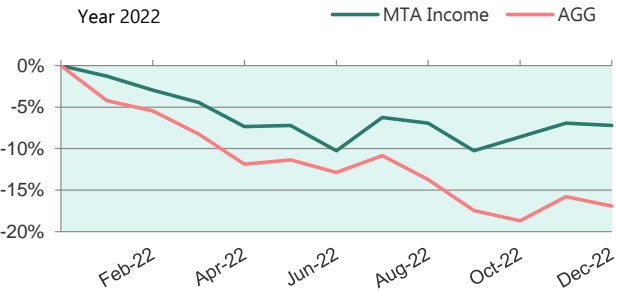
MTA Global Allocation



2018	2019	2020	2021	2022	Since Inception
-11.60%	-5.33%	-2.63%	-0.55%	23.82%	24.87%

Inception: January 2016

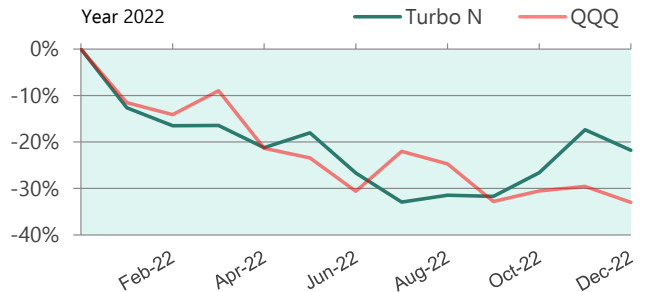
MTA Income



2018	2019	2020	2021	2022	Since Inception
-2.90%	8.94%	-3.18%	0.49%	-7.21%	22.52%

Inception: January 2010

MTA Turbo



2018	2019	2020	2021	2022	Since Inception
19.65%	3.23%	72.64%	6.22%	-21.78%	109.37%

Inception: January 2017

All returns are inclusive of commissions and management fees.

Regarding future performance: past performance may not be indicative of future results. Therefore, you should not assume that the future performance of any specific investment or investment strategy will be profitable or equal to corresponding past performance levels.

Neither MTA Capital, Ltd, nor any of its products or strategies, represents or is affiliated in any way with the Market Technicians Association.

S&P500 (^GSPC) refers to the Standard & Poor's 500 Large-Cap Corporations Index. The index is designed to measure performance of the broad based US market and consists of 500 American companies. This index is used for comparative purposes only. Data Source from Yahoo! Finance.

The iShares Core Conservative Allocation ETF (AOK) seeks to track the investment results of an index composed of a portfolio of underlying equity and fixed income funds intended to represent a conservative target risk allocation strategy.

The iShares National Muni Bond ETF (MUB) seeks to track the investment results of an index composed of investment-grade US municipal bonds. Data Source from Yahoo! Finance.

The All-Country Weighted Index ACWI is a market capitalization weighted index designed to provide a broad measure of equity-market performance throughout the world. The MSCI ACWI is maintained by Morgan Stanley Capital International, and is comprised of stocks from both developed and emerging markets. Data Source from Yahoo! Finance.

The iShares Core Total Aggregate US Bond fund (AGG) seeks investment results that correspond generally to the price and yield performance, before fees and expenses, of the Barclays U.S. Aggregate Bond Index. The fund generally seeks to track the performance of the underlying index by investing approximately 90% of its assets in the bonds represented in the underlying index and in securities that provide substantially similar exposure to securities in the underlying index. The underlying index measures the performance of the total U.S. investment grade bond market. This fund is used for comparative purposes only. Data Source from Yahoo! Finance.

The Invesco QQQ ETF (QQQ) is an exchange-traded fund that tracks the Nasdaq 100 Index.